

**SPECIFICATION**

**MATERIAL**

Insulator: PBT, Rated UL94V-0

**CONTACT PLATING**

100u" Tin, Gold Flash

**ELECTRICAL**

Rating Current : 1 Amps Max.

Contact Resistance: 20 Milliohm Max

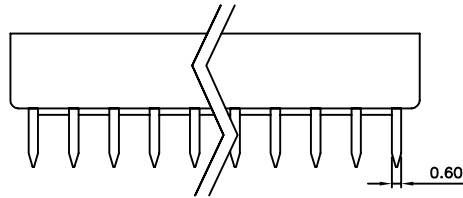
Insulation Resistance: 1000 Megohm Min @ 500 VDC

Dielectric Voltage: 1000 VAC / 5 Seconds

Operating Temperature: -55°C TO 105°C

**PART NO.**

MSIC E XX P XX X A A 0 3-G  
1 2 3 4 5 6 7 8 9 10 11



DIM. POS.	A	B
24P	30.48	27.94
28P	35.56	33.02
32P	40.64	38.10
40P	50.80	48.26
42P	53.34	50.80
48P	60.96	58.42

**1.SERIES NO.**

**2.ENVIROMENTAL:**

E=RoHS Material

**3.CONTACT NUMBER:**

06 TO 48

**4.CONTACT TYPE:**

P=Non Distribution

**5.CONTACT PLATING:**

VT=100u" Tin

VB=Gold Flash

**6.ROW SPACING**

A=2.54mmX7.62mm

B=2.54mmX15.24mm

**7.TYPE OPTION:**

A=Stamped Pin Type

**8.TYPE OPTION:**

A=With Bar

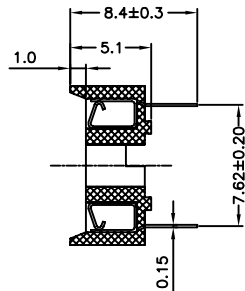
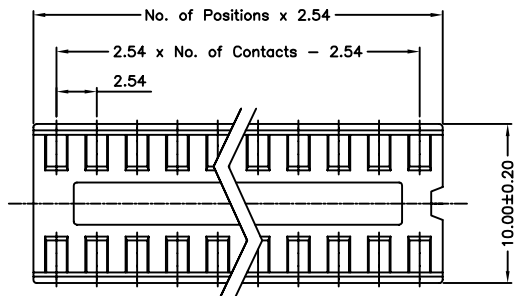
B=W/O Bar

**9.FILL IT WITH "0"**

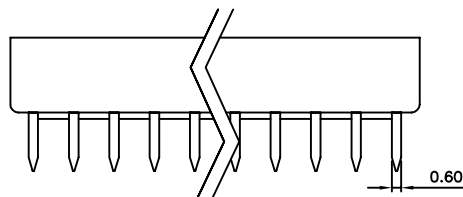
3=Black

**11.ENVIRONMENTAL**

G=RoHS Compliant



DIM. POS.	A	B
06P	7.62	5.08
08P	10.16	7.62
14P	17.78	15.24
16P	20.32	17.78
18P	22.86	20.32
20P	25.40	22.86
22P	27.94	25.40
24P	30.48	27.94
28P	35.56	33.02
32P	40.64	38.10



APTOS Technology CONFIDENTIAL  
This document, and all information it contains, are the confidential, proprietary property of APTOS Technology. Disclosure, duplication or distribution of this document, or any information it contains, in whole or part, without prior written permission from APTOS Technology is strictly prohibited

GENERAL TOLERANCE UNLESS OTHERWISE SPECIFIED	
XXX. ± X	.XX ± 0.10
XX. ± X	.XXX ± X
X. ± 0.25	.X' ± 5'
.X ± 0.20	.X' ± X'

REV. A	DRAWN	10/05/06
DATE 10/05/06	CHECKED	
SCALE 4:1	APPROVED	
UNIT mm		SIZE A4



MSIC Series  
I.C. Socket - Stamped Pin Type  
PRODUCT NO. MSICEXXPXXXAX03-G  
FILE NAME: MSIC SP LF APD.DWG